



Visual Arts Virtual Learning

High School

Drawing II

**Unit: Current Issues- Mixed
Media**

Lesson:

Unusual drawing surfaces

May 20, 2020



Drawing II

Lesson: Unusual Drawing surfaces

May 20, 2020

Objective/Learning Target:

Students will choose from a range of materials and methods of contemporary artistic practices to plan works of art and design.

Students will collect found surfaces to challenge their drawing techniques and creativity.

Students will create artwork on new found materials around their homes about contemporary social or controversial issues.



Let's get started:

Artists in quarantine have been exploring different media, inspirations, methods and techniques.

In your home you will be collecting materials that you can draw on that differ from your typical drawing paper.

Some artists have drawn on eggs, newspapers, envelopes, pizza boxes, toilet paper and the rolls, scrap wood, and paper/ styrofoam cups.

Walk around your home, collect and consider potential surfaces that can use some artistic flair.

Look at your collection, decide on your current event, brainstorm idea, and start small sketches. Start considering what you could use for your art surface for your sketch/idea. Look at other artists either on social media or links on the resource links.

Activity Lesson:

Seek out what you find is important to you and the society in which you live in. You can find a stance on something that is happening establish whether it is positively or negatively impacting our society.

Once you find a few things sketch out what comes to mind. Or simply take notes.

Start sketching or working on your new surface since you should have practiced. Make sure to take up most of your surface. It can be small in scale, if that's the case you might start shading or using more contrast.

You can use and experiment with mixed media, like white pens, gesso- or a base paint, collage papers, to make a surface that allows higher contrast.



For the examples on the next slides, they will show different artists approaches to contemporary issues.

Artists who work with contemporary issues:

Examples:



Vik Muniz

In 2010, the documentary film *Waste Land*, directed by Lucy Walker, featured Muniz's work on one of the world's largest garbage dumps, Jardim Gramacho, on the outskirts of Rio de Janeiro, Brazil. The film was nominated for Best Documentary Feature at the 83rd Academy Awards.

Marisol Gutierrez

A painting on cardboard by Marisol Gutierrez, done as a creative response to some of the essential questions her class studied in A.P. U.S. History during the 2017-18 school year.



Artists who work with contemporary issues:

Examples:

Narsiso Martinez

Used produce boxes are the medium of choice for [Long Beach artist Narsiso Martinez](#). Drawing on his experience in the fields as a farmworker, Martinez, 41, etches the faces of his community above the glamorized fruits of their labor “to have a conversation between the farm workers and the agricultural industry.”



[Narsiso Martinez Interview](#)



Artists who work with contemporary issues: Examples:



Mark Bradford

Helter Skelter II

['Helter Skelter II' addresses] the persistent issues of race, crime and celebrity culture that continue to structure urban America.

[Mark Bradford: Paper - "Extended Play"](#)

[Mark Bradford's Layered Urban Art](#)



Artists create under coronavirus:


Examples:



Dylan Mortimer
Local KC artist


Artist Dylan Mortimer is used to moving through the world this way. He's had a rare genetic respiratory condition called Cystic Fibrosis all his life. In the last three years, he's had two lung transplants.

"Post-transplant, you have to wear a mask," he explains. "So this has been my heavy reality for the past three years."



To Mortimer, all the people wearing masks right now are warriors. He makes the portraits glittery, to celebrate the herculean efforts people are putting into even the smallest things right now.

"What we're all trying to figure out is how to function and communicate and do economics and politics with these new barriers between us," Mortimer notes.



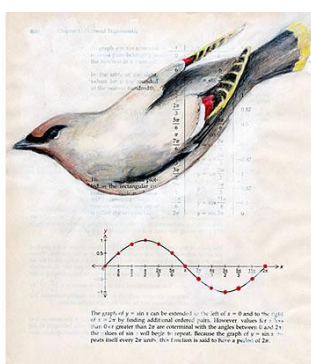

Artists draw life under coronavirus:

Examples:
Various Graffiti Artists



Artists drawing on unusual surfaces

Now that you know what the content of the artwork could have, think about the surfaces you found. Think about what you could create on the particular surfaces. Below will be examples of art on unusual surfaces. So you will try to combine the two approaches one of context and one with material. It would be best to brainstorm and sketch. Test on the material you've collected then combine the two approaches. You will be working on this for the final week.





Check for Understanding:

1. How did you decide on a current issue?
2. What inspired your creativity? Did you go for realism or stylistic?
3. What difficulties did you have with your contemporary issues brainstorm?
4. How would you describe your inspiration?
5. What suggestions would you share if you were to direct a peer on this artwork so far?
6. What do you think your weaknesses and strengths are at this point?
7. Do you think this helped broaden your scope of materials?
8. Have you tried something like this before?
9. Did you have difficulty creating something original?
10. Did you use a reference? Why or why not?



Announcement:

Please post your artwork on Twitter and/or Instagram using the hashtag #isddoesart

All of the teachers are excited to see our students and their work!



Resources and Supporting Material:

[NY Times- Street Art Confronts Pandemic](#)
[Fight Corona with Art](#)

[Architectural Digest - How global art world is responding to COVID](#)

[Graffiti Street Phlegm](#)

[Global Issues](#)

[Politico- Artists draw life under Coronavirus](#)